
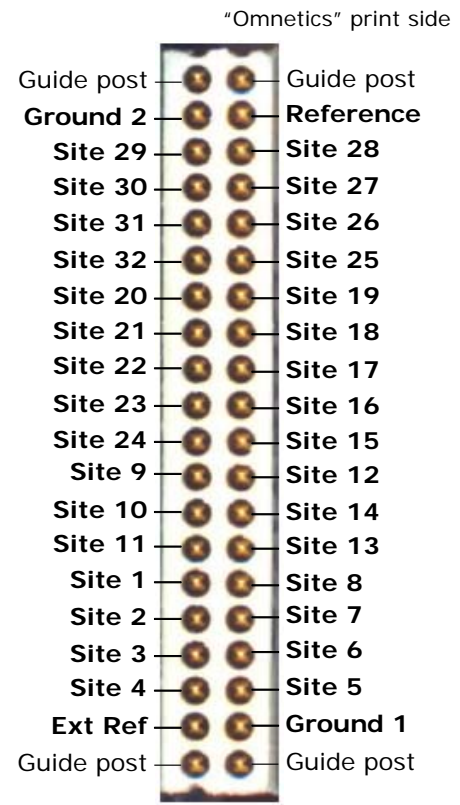
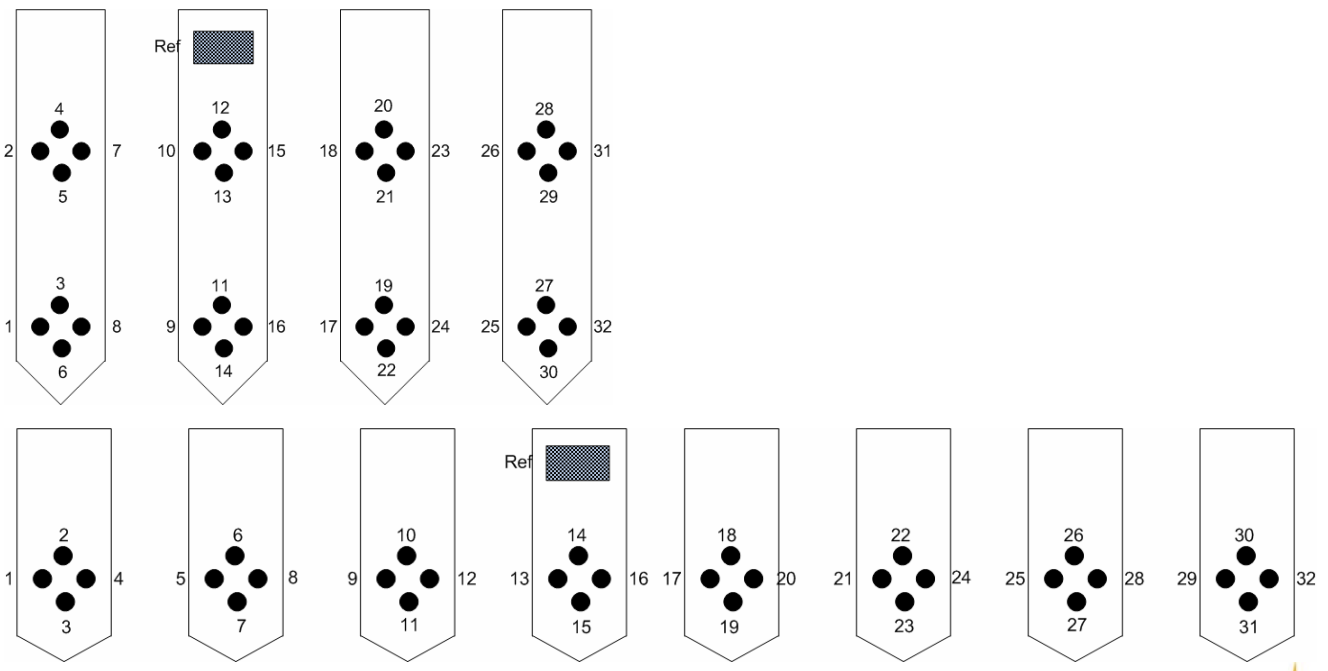


Electrode to Connector Map											
Assembly type	Any 'A' style 32-channel acute probe on F32 package.										
Version	V1. July 2007										
Connector	Omnetics nano NPD series (A70001-001)										
Mating Connector	Omnetics nano NPD series (A9722-001)										
Compatible Headstages	<table border="0"> <tr> <td>Multi-Channel Systems</td> <td>MPA32I</td> </tr> <tr> <td>Plexon</td> <td>HST/32V-G20, HST/32o25-36P</td> </tr> <tr> <td>Neuralynx</td> <td>HS-36</td> </tr> <tr> <td>Alpha Omega</td> <td>32 mini</td> </tr> <tr> <td>DataWave Technologies</td> <td>DW-T-HS32, DW-W-HS31, DW-M-HS30</td> </tr> </table>	Multi-Channel Systems	MPA32I	Plexon	HST/32V-G20, HST/32o25-36P	Neuralynx	HS-36	Alpha Omega	32 mini	DataWave Technologies	DW-T-HS32, DW-W-HS31, DW-M-HS30
Multi-Channel Systems	MPA32I										
Plexon	HST/32V-G20, HST/32o25-36P										
Neuralynx	HS-36										
Alpha Omega	32 mini										
DataWave Technologies	DW-T-HS32, DW-W-HS31, DW-M-HS30										
Reference site	Present on most 32-channel designs. Please check the catalog CAD drawings.										
Note	Electrode sites face up (as shown in the picture).										

CONNECTOR PIN OUT



ELECTRODE SITE MAP



ELECTRODE SITE MAP (cont.)

